

Index 目錄

1.Product List	P1–P3
2.Wire and Cable Definition	P4–P5
3.Low Smoke Zero Halogen Cable Table	P6
4.Hook–Up Wire	
80°C	P7
80°C~105°C.....	P8–P11
125°C~150°C	P12
150°C~200°C	P13
5.Power Cord	
UL Power Cord SPT.....	P14
UL Power Cord SPE.....	P15
UL Power Cord SJT/SVT.....	P16
UL Power Cord SJE/SVE.....	P17
UL Power Cord ST/SEW	P18
VDE Power Cord	P19
<PS>E Power Cord	P20
6.Flat Ribbon Cable	
PVC Flat Ribbon Cable.....	P21–P22
HF Flat Ribbon Cable.....	P23–P24

Index 目錄

7.Computer Cable	
PVC Computer Cable Single Shield	P25
HF Computer Cable Single Shield	P26
PVC Computer Cable Dual Shield.....	P27
HF Computer Cable Dual Shield.....	P28
8.Coaxial Cable	
UL Coaxial Cable	P29
Coaxial Cable of Japanese Gauge.....	P30
RG CCTV Coaxial Cable.....	P31–P32
RF Coaxial Cable	P33
9.LAN Cable	P34–P37
10.USB 2.0 USB 3.0	P38–P39
11.ATA Cable	P40
12.HDMI1.3 HDMI1.4 Cable	P41–P42
13.Display Port Cable	P43
14.Infiniband Cable.....	P44
15.Photovoltaic Cable.....	P45
16.Micro Miniature Coaxial Cable.....	P46
17.Sheet of Conductor Resistant	P47
18.Calculation Formula	P48

全部產品規格

Style	Rating		Style	Rating		Style	Rating	
	Temp(°C)	Volt(V)		Temp(°C)	Volt(V)		Temp(°C)	Volt(V)
1007	80	300	1365	60	300	1867	80	30
1010	80	300	1375	80	30	1953	80	30
1015	105	600	1381	80	600	1973*	60/80	300
1021	80	600	1408	90	600	1979	105	30
1022	80	600	1409	90	600	2084	80	300
1023	80	600	1410	90	600	2092	60	300
1024	90	600	1411	90	600	2093	60	300
1025	90	600	1412	90	600	2094	60	300
1026	90	600	1413	90	600	2095	80	300
1027	90	600	1414	90	600	2096	80	300
1028	105	600	1429	80	150	2097	80	300
1029	105	600	1430	105	300	2098	90	300
1030	80	1000/ DC1200/ 1400PEAK	1431	105	600	2099	90	300
1031	80		1436	80	300	2100	90	300
1032	90		1452	90	1000	2101	105	300
1033	90		1478	60	30	2102	105	300
1061	80	300	1489	60	/	2103	105	300
1071	60	300	1497	80	300	2106	60	600
1095	80	300	1500	105	600	2127	105	600
1185	80	300	1503	80	150	2128	105	600
1195	80	300	1509	105	300	2265	80	300
1208	80	300	1533	80	/	2273	60	300
1226	80	/	1550	80	30	2331	80	300
1227	105	/	1569	105	300	2343	80	/
1230	150	600	1571	80	30	2344	80	/
1275	105	600	1581	80	300	2345	80	/
1283	105	600	1589	80	30	2346	80	/
1316	105	600	1605	60	30	2384	60	30
1317	105	600	1617	105	600	2385	60	30
1318	105	600	1618	80	300	2386	60	30
1321	150	600	1631*	60/80	30	2387	60	30
1330	200	600	1640*	80	30	2388	60	30
1331	150	600	1641*	60	30	2396	80	300
1332	200	300	1650	105	600	2404	105	/
1333	150	300	1651	80	/	2405	80	300
1335	90	600	1663	60	300	2444	80	300
1336	90	600	1672	105	300	2448	60	30
1337	90	600	1674	105	600	2462	60	300
1338	90	600	1691	80	30	2463	80	600
1339	90	600	1692	80	30	2464	80	300
1340	90	600	1741	60	30	2468	80	300
1342	150	600	1743	105	300	2474	105	600
1344	150	600	1745	90	30	2483	105	300/600
1345	150	600	1777	80	300	2490	60	/
1346	150	600	1790	105	300	2493	60	/
1347	80	300	1792	80	30	2497	60	/
1354	80	30	1803	80	2000	2498	80	300

All the data in the table is only for reference. See actual objects for detailed sizes.

[Http://www.wonderful-wire.com.cn](http://www.wonderful-wire.com.cn)

全部產品規格

Style	Rating		Style	Rating		Style	Rating	
	Temp(°C)	Volt(V)		Temp(°C)	Volt(V)		Temp(°C)	Volt(V)
2501	105	600	2844	80	30	4469	105	30
2502	80	30	2851	80	30	4478*	105	300
2511	60	/	2854	80	30	10005	80	30
2516	105	600	2876	80	/	10064	105	30
2517	105	300	2877	80	300	10254	105	600
2528	105	300	2896	80	30	10272	80	150
2532	60	30	2919	80	30	10368*	105	300
2547	80	/	2933	60	30	10369*	105	600
2549	90	300	2934	80	150	10439	80	300
2550	90	600	2935	80	300	10444	80	90
2552	60	30	2936	80	150	10515*	80	30
2562	80	300	2937	80	300	10602*	80	300
2569	105	600	2938	90	30	10627*	80	30
2570	80	600	2960	60	30	11030	105	90
2571	80	/	2961	80	150	20002	60-105	30
2574	105	30	2969	80	30	20006	105	30
2576	80	150	2970	80	30	20035	80	300
2582	60	150	2990	80	30	20058	80	30
2583	60	300	2991	105	30	20063	80	300
2584	80	125	2992	105	30	20121	80	/
2589	105	30	2993	60	30	20127	80	600
2591	60	300	2994	60	30	20187	80	/
2592	80	/	3034	90	300	20197	60	30
2598	60	300	3039	90	600	20207	80	600
2614	105	30	3044	90	300	20233	80	300
2623	80	30	3168*	90	1000	20234	80	600
2626	80	30	3173*	125	600	20245	60	150
2630	90	125	3199*	105	300	20246	60	150
2631	90	/	3266*	125	300	20247	60	150
2637	90	30	3271*	125	600	20251	60	300
2648	80	150	3286	105	300	20276	80	60
2651	105	300	3302*	105	30	20279*	80	30
2661	105	300	3321*	150	600	20288	60-105	300
2668	60	30	3348*	80	600	20306	60	/
2674	60	300	3376	105	300	20417*	60	30
2678	105	150	3377	105	600	20489	60	300
2704	60	30	3385*	105	300	20549	80	300
2717	80	/	3386*	105	600	20554	80	30
2725	80	30	3424	105	300	20792	105	/
2733	105	600	3439*	80	300	21016	105	300
2777	60	300	3440	105	600	21064*	80	30
2789	60	30	3619	105	150	21088*	60/80	30
2791	80	30	4028	90	300	21099*	80	30
2824	80	300	4032	125	600	21143*	80	300
2833	60	30	4036	90	600	21307*	80	300
2835	60	30	4384*	105	600	21520	105	300

All the data in the table is only for reference. See actual objects for detailed sizes.

[Http://www.wonderful-wire.com.cn](http://www.wonderful-wire.com.cn)

全部產品規格

- UL: NISPT-1#*, NISPT-2#*, SPT-1#*, SPT-2#*, SPT-3#*, SPT-1W#*, SPT-2W#*, SVT#*, SJT#*, SJTW#*, SJTO#*, SJTOW#*, SJTOOW#*, ST#*, STO#*, STOW#*, STW#*, STOOW#*, XTW, CXTW, NISPE-1*, NISPE-2*, SPE-1*, SPE-2*, SPE-3*, SJE*, SVE*, SJE0*, SJEW*, SE0*, SEW*, SJE0W*, SE*, SE0W*, MT WTC CABLE. UTP/STP(CM/CMR) CAT 5e, CAT 5E, CAT 6, PLTC, CL2, CL3, CL2R, CL3R. TC-ER, ITC, TW, THW, THHN, THWN, THHW, MTW, TWP, GPT, AVS, AVSS, AV. CSA: FT1, FT2, FT4, IA, I/IIA, TR-32, TR-64, THHN TEWA/B(80°C).
- <PS>E cords within our supply range:
VFF, HVFF, VCTF, HVCTF, VCTFK, HVCTFK, VSF, HVSF, VCT, HVCT, ESF*, EFF*, ECTF*, ECTFK*. OSF, OFF, OCTF, ECT, XL, AEX.
- VDE, KEMA, SEV, SEMKO, NEMKO, DEMKO, SFS, OVE, CEPEC, IEMMEQU approved cords within our supply Range: H03VVH2-F, H03VV-F, H05VVH2-F, H05VV-F, WW05VAS, WW05VDS, H03Z1Z1-F*, H03Z1Z1H2-F*, H05Z1Z1-F*, H05Z1Z1H2-F*.
- SAA approved cords within our supply range: GTSA, LTSA.
- ETL approved: UTP(CM/CMR), FTP(CM/CMR), SSTP, CAT 5, CAT 5e, CAT 6.
- 3C approved cord within our supply range: 60227IEC 52(RVV) 53(RVV) 75(RVVY) 60227 IEC 02(RV) 05(BV) 06(RV) 07(BV-90) 08(RV-90) 10(RVV)
- USB1.1, USB2.0, USB 3.0, IEEE1394.
- ATA, HDMI, Display Port, Infinband Cable HDMI 1.3. HDMI 1.4.
- UL Rubber Cable: HPN*, SJ*, SJO*, SJOW*, SJOOW*, S*, SO*, SOO*, SOOW*
- KTL : 60227 IEC 52(H03VVH2-F/H03VV-F), 60227IEC53(H05VV-F)
- Coaxial cable micro miniature coaxial cable, RF serjes.

P.S.: #: which also has CSA approval.
*: which also has F mark approval.
+: which are Halogen Free product.

All the data in the table is only for reference. See actual objects for detailed sizes.

[Http://www.wonderful-wire.com.cn](http://www.wonderful-wire.com.cn)

電纜電纜用部分名詞

材料類

英文縮寫	中文名	英文全稱
OFC	無氧銅	Oxygen Free Copper
PVC	聚氯乙烯	Polyvinyl chloride polymer
CPE	氯化聚乙烯	Chlorinated Polyethylene
FEP	氟化乙烯丙烯稀共聚物	Teflon® FEP (Fluorinated ethylene propylene)
PFA	四氟乙烯與全氟烷氧基醚共聚物	Polyfluoroalkoxy
PP	聚丙烯	Polypropylene
PE	聚乙烯	Polyethylene
Foam PE	發泡聚乙烯	Foam Polyethylene
LDPE	低密度聚乙烯	Low Density Polyethylene
HDPE	高密度聚乙烯	High density polyethylene
Mylar	聚脂薄膜	A Thin Strong Polyester Film
Al-mylar	鋁基聚脂薄膜	AL Based and Thin Strong Polyester Film
Cotton Paper	棉紙	Cotton Paper
SCCS	鍍銀銅包鋼	Silver-Coated Copper Clad Steel
SP	鍍銀銅線	Silver-Coated Copper
CCA	銅包鋁	Copper-Clad Aluminum
CCS	銅包鋼	Copper-Clad Steel
N.M.	非移行性	Non-migration

電氣性能類

英文縮寫	中文名	英文全稱
DC	直流電	Direct Current
AC	交流電	Alternating Current
V	電壓	Voltage
A	電流	Current
Att	衰減	Attenuation
NEXT(FEXT)	串音	Near (Far) End Cross-talk
IMPZ	特性阻抗	Characteristic Impedance
C	電容	Capacitance
ε	介電常數	Permittivity
VSWR	駐波比	Voltage Standing Wave Ratio
f	頻率	Frequency
EMC	電磁兼容	Electro Magnetic Compatibility
EMI	電磁干擾	Electro Magnetic Interference
R	電阻	Resistance

國際機構

英文縮寫	中文名	英文全稱
IEEE	美國電氣及電子工程師學會	Institute of Electrical and Electronics Engineers
IEC	國際電工委員會	International Electro Technical Commission
ASTM	美國材料與試驗協會	American Society for Testing and Materials
UL	美國保險商實驗室	Underwriter Laboratories Inc.
CSA	加拿大標準協會	Canadian Standards Association
VDE	德國電氣工程師協會	Verband Deutscher Elektrotechniker
PSE	日本《電子產品安全法》	The Product Safety of Electrical Items
CCC	中國強制認證	China?Compulsory?Certification
TIA	電信工業協會	Telecommunications Industry Association
EIA	美國電子工業協會	Electronic Industries Association??
ETL	美國電子測試實驗室	Electrical Testing Laboratories
SAA	澳大利亞產品安全認證	Standards Association of Australian
NEMA	美國電氣製造商協會	National Electrical Manufactures Association

All the data in the table is only for reference. See actual objects for detailed sizes.

[Http://www.wonderful-wire.com.cn](http://www.wonderful-wire.com.cn)

電纜電纜用部分名詞

環保類

英文縮寫	中文名	英文全稱
LF	低鉛低鎘	Low Lead and Low Cadmium
HF	無鹵	Halogen Free
LSZH	低煙無鹵	Low Smoke Zero Halogen
RoHS	《關於限制在電子電器設備中使用某些有害成分的指令》	Restriction of Hazardous Substances
WEEE	《電子及電器設備廢棄物處理法》	Waste Electrical and Electronic Equipment
PAHs	多環芳香煙	Polycyclic Aromatic Hydrocarbons
N6P	不含六類鄰苯二甲酸鹽類物質	DBP BBP DEHP<1000ppm DINP DIDP DNOP <1000ppm
NP	不含所有的鄰苯二甲酸鹽類物質	Dimethyl phthalate,Diethyl phthalate, Dipropyl phthalate, Diisobutyl phthalate,Dibutyl phthalate, Dipentyl phthalate, Diheptyl phthalate,Butylbenzyl phthalate, Dicyclohexyl phthalate, Di-2-ethylhexyl phthalate, Disooctyl phthalate, Di-n-octyl phthalate, Diisononyl phthalate, Diisodecyl phthalate, Dinonyl phthalate, Diisononyl adipate, Di-n-hexyl phthalate, Dimethoxyethyl phthalate.

工藝類

中文	英文
束絞	Bunch Stranded
層絞	Compact-Stranded
絞距	Lay Length
絞向	Lay Direction
纏繞	Spiral
編織	Braid
絕緣擠出	Insulation Extrusion
護套擠出	Jacket Extrusion
包帶	Warp
成纜	Laying-Up

常用單位及換算關係

1GHz=1000MHz;1MHz=1000KHz;1KHz=1000Hz
1 inch = 1000 mil = 2.54 cm = 25.4 mm ;1000Feet=305m
1 PSI=1 lbf/in²=6.86476KPa=0.0703Kgf/cm²
1F=1000 mF;1mF=1000 μF; 1 μF=1000 nF;1nF=1000 pF
°C=5/9(F°-32) F°=9/5°C+32
備注：下列縮寫為本廠內部標準，僅供參考
AS：裸銅絞線
TS：鍍錫銅絞線
AD：裸銅單線
TD：鍍錫銅單線
OS-1：先鍍后絞再鍍銅線
AWG：American Wire Gauge美國線材規格
AWM：Appliance Wiring Material

萬泰光電 (東莞) 線材公差表 (供參考)

單位: mm

線徑	公差
1.0以下	± 0.05
1.01 ~ 2.5	± 0.08
2.51 ~ 4.0	± 0.10
4.1 ~ 7.0	± 0.15
7.01 ~ 10.0	± 0.20
10.01 ~ 13	± 0.25
13.01 ~ 16	± 0.30

單位: mm

寬度	公差
5.0以下	± 0.10
5.01 ~ 10	± 0.15
10.01 ~ 15	± 0.20
15.01以上	± 0.25
厚度	公差
1.40 ~ 1.99	± 0.08
2.00以上	± 0.10

低煙無鹵線材對照表

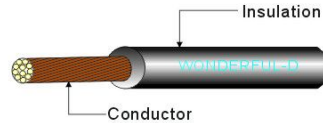
HF UL	規格	電壓	溫度	絕緣	外波	PVC UL	規格
	3385	300V	105°C	照射PE	---		1007
	3439	300V	80°C	XLFRPE	---		1007
	1805	300V	105°C	照射FRPE	---		1430
	3199	300V	105°C	XLPE	---		2576
	3286	300V	105°C	XLPE	---		2576
	3376	300V	105°C	XLFRPE	---		2576
	3619	150V	105°C	XLPE	---		2576
	1790	300V	105°C	TPE	---		1569
	3424	300V	105°C	XLPE	---		1569
	10428	300V	80°C	PE	---		1569
	3528	300V	105°C	化學XLPE	---		1010
	10369	600V	105°C	XLPE	---		1010
	1698	600V	105°C	TPE	---		1015
	3377	600V	105°C	XLFRPE	---		1015
	3386	600V	105°C	照射PE	---		1015
	3348	600V	80°C	照射PE	---		1015
	1698	600V	105°C	TPE	---		1032
	3168	AC1000V	90°C	化學XLPE	---		1032
	10368	300V	105°C	XLPE	---		1032
	10444	90V	80°C	XLPE	---		1032
	10602	300V	80°C	FRPE	---		1061
	10439	300V	80°C	TPE	---		1061
	10602	300V	80°C	FRPE	---		1061
	10368	300V	105°C	XLPE	---		1095
	1973	300V	80°C	PE/FRPE	---		1095
	3385	300V	105°C	照射PE	---		1185
	10254	600V	105°C	TPE	---		1316
	10515	300V	60°C	PE/FRPE	XLPE		1365
	1631	30V	80°C	PE	FR/XLPE		1571
	1345	30V	90°C	Fep	FEP		RF高頻同軸線
	1979	30V	90°C	Fep	FEP		RF高頻同軸線
	1640	30V	80°C	PE/PP	---		1571
	3302	30V	105°C	XLPE	---		1571
	10627	30V	80°C	PE	---		1571
	20280	300V	80°C	---	---		2464
	4384	300V	105°C	XLPE	---		2468
	4478	300V	105°C	XLPE	---		2651
	2951	300V	105°C	TPE	---		2877
	21111	30V	80°C	---	THV		2725
	20997	600V	105°C	---	TPE		2733
	21099	30V	80°C	---	FRPE		2791
	21088	30V	80°C	---	PVC		2835
	21088	30V	60,80°C	---	FRPE		20276
	21064	30V	80°C	---	PVC		2844
	21099	30V	80°C	---	FRPE		2851
	21099	30V	80°C	---	FRPE		2854
	20279	30V	60°C	PE	PVC		2919
	20417	30V	80°C	---	PU		2990
	20417	30V	60°C	---	PU		2960
	21307	300/600V	60°C	---	PE/FRPE		2464
	21143	300/600V	60,80°C	---	PE/FRPE		2464
	H03Z1Z1-F	300/300V	70°C	TPE	TPE		H03VV-F
	H03Z1Z1H2-F	300/300V	70°C	TPE	TPE		H03VVH2-F
	H05Z1Z1-F	300/500V	70°C	TPE	TPE		H05VV-F
	H05Z1Z1H2-F	300/500V	70°C	TPE	TPE		H05VVH2-F
	SVE(帶O帶W型)	300V	90°C	TPE	TPE		SVT
	SJE(帶O帶W型)#	300V	90°C	TPE	TPE		SJT
	SPE-1	300V	90°C	TPE	TPE		SPT-1
	SPE-2	300V	90°C	TPE	TPE		SPT-2
	SPE-3	300V	90°C	TPE	TPE		SPT-3
	NISPE-1	300V	90°C	TPE	TPE		NISPT-1
	NISPE-2	300V	90°C	TPE	TPE		NISPT-2
	ESF/EFF/ECTF	300V	60°C	TPE	TPE		VSF VFF VCTF
	OSF/OFF/OOCTF	300V	75°C	TPE	TPE		VSF VFF VCTF
	SE(帶O帶W型)	600V	90&105°C	TPE	TPE		ST

All the data in the table is only for reference. See actual objects for detailed sizes.

All the data in the table is only for reference. See actual objects for detailed sizes.

HOOK-UP WIRE :
80°C 300V

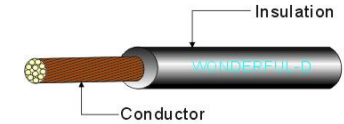
- **Description:**
Conductor: Solid Copper or Stranded Tinned Copper or OS-1
Insulation: FRPE / PVC or SR-PVC
Jacket: /
Marking: UL10602 (HF Cable)
- **Characteristics:**
Rated Temperature: 80°C
Voltage Rating: 300V
Pass UL VW-1&CSA FT1 vertical flame test
Uniform thickness of wire to ensure easy stripping and cutting
- **Applications:**
For internal wiring of computers office equipment, electronic and electrical equipment
UL&cUL File Number: E77981; CSA File Number: LL43774
- **Construction:**



UL Style & CSA Type	Product Code	Conductor AWG	Insulation Thickness (mm)	Overall Diameter (mm)	Insulation Material	Jacket Material	Standard Put-up (Ft/Coil)	Weight (KG/Coil)
10602	E6030TS***	30	0.25	0.80	FRPE	/	2000	0.7
	E6028TS***	28		0.90				1.0
	E6026TS***	26		1.00				1.2
	E6024TS***	24		1.10				1.8
	E6022TS***	22		1.30				2.6
	E6020TS***	20		1.50				4.1
	E6018TS***	18		1.70				5.7
	E6016TS***	16		2.00				8.7
1007	E0732TS***	32	0.38	1.00	PVC	/	2000	0.9
	E0730TS***	30		1.10				1.1
	E0728TS***	28		1.20				1.4
	E0726TS***	26		1.30				1.7
	E0724TS***	24		1.40				2.3
	E0722TS***	22		1.55				3.2
	E0720TS***	20		1.75				4.4
	E0718TS***	18		2.05				6.5
E0716TS***	16	2.30	9.6					
1061	E6130TS***	30	0.25	0.80	SR-PVC	/	2000	0.7
	E6128TS***	28		0.90				1.0
	E6126TS***	26		1.00				1.2
	E6124TS***	24		1.10				1.8
	E6122TS***	22		1.30				2.6
	E6120TS***	20		1.50				4.1
	E6118TS***	18		1.70				5.7
	E6116TS***	16		2.00				8.7

HOOK-UP WIRE :
80°C~105°C 30V

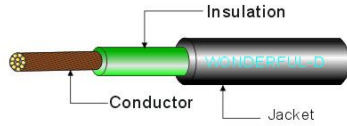
- **Description:**
Conductor: Solid Copper or Stranded Tinned Copper or OS-1
Insulation: XLPE / PVC or PE
Jacket: /
Marking: UL3302 (HF Cable)
- **Characteristics:**
Rated Temperature: 80°C~105°C
Voltage Rating: 30V
Pass UL VW-1&CSA FT1 vertical flame test
Uniform thickness of wire to ensure easy stripping and cutting
- **Applications:**
For internal wiring of electronic appliances
For cash register, time-recording machines, electronic equipment and medical equipment
UL&cUL File Number: E77981; CSA File Number: LL43774
- **Construction:**



UL Style & CSA Type	Product Code	Conductor AWG	Insulation Thickness (mm)	Overall Diameter (mm)	Insulation Material	Jacket Material	Standard Put-up (Ft/Coil)	Weight (KG/Coil)
3302 105°C	E0232TS***	32	0.10mm	0.65	XLPE	/	2000	0.5
	E0230TS***	30		0.70				0.6
	E0228TS***	28		0.90				1.0
	E0226TS***	26		1.00				1.3
	E0224TS***	24		1.10				1.8
	E0222TS***	22		1.30				2.7
	E0220TS***	20		1.50				4.0
	E0218TS***	18		1.80				6.6
	E0216TS***	16		2.10				9.0
1571 80°C	E7132TS***	32	0.1mm	0.65	PVC	/	2000	0.5
	E7130TS***	30		0.70				0.6
	E7128TS***	28		0.90				1.0
	E7126TS***	26		1.00				1.3
	E7124TS***	24		1.10				1.8
	E7122TS***	22		1.30				2.7
	E7120TS***	20		1.50				4.0
	E7118TS***	18		1.80				6.6
	E7116TS***	16		2.10				9.0
1589 80°C	E8932TS***	32	0.38mm	0.65	PE	/	2000	0.37
	E8930TS***	30		0.70				0.49
	E8928TS***	28		0.90				0.81
	E8926TS***	26		1.00				1.15
	E8924TS***	24		1.10				1.63
	E8922TS***	22		1.30				2.45
	E8920TS***	20		1.50				3.62
	E8918TS***	18		1.80				5.62
	E8916TS***	16		2.10				8.36

HOOK-UP WIRE :
105°C 300V

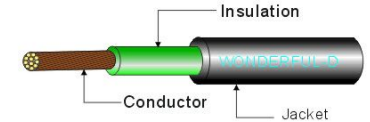
- Description:**
Conductor: Solid Copper or Stranded Tinned Copper or OS-1
Insulation:XLPE /PVC
Jacket: PVC or NYLON
- Marking: UL3385 (HF Wire)**
- Characteristics:**
Rated Temperature:105°C
Voltage Rating:300V
Pass UL VW-1&CSA FT1 vertical flame test
Uniform thickness of wire to ensure easy stripping and cutting
Resistant to acid,oil,alkalis,moisture and fungus
UL 1430 wiring of dryers,toasters,transformers,etc
- Applications:**
For internal wiring of computers office equipment,electronic and electrical equipment
UL &cUL File Number:E77981;CSA File Number:LL43774
- Construction:**



UL Style& CSA Type	Product Code	Conductor AWG	Insulation Thickness (mm)	Overall Diameter (mm)	Insulation Material	Jacket Material	Standard Put-up (Ft/Coil)	Weight (KG/Coil)
3385	E8532TS***	32	0.38	1.00	XLPE	/	2000	0.9
	E8530TS***	30		1.10				1.1
	E8528TS***	28		1.20				1.4
	E8526TS***	26		1.30				1.7
	E8524TS***	24		1.40				2.3
	E8522TS***	22		1.55				3.2
	E8520TS***	20		1.75				4.4
	E8518TS***	18		2.05				6.5
	E8516TS***	16		2.30				9.6
	1010	N1028AS***		28				0.38/0.10
N1026AS***		26	1.50	2.1				
N1024AS***		24	1.60	2.6				
N1022AS***		22	1.80	3.7				
N1020AS***		20	2.05	5.3				
N1018AS***		18	2.30	7.0				
N1016AS***		16	2.50	10.0				
N1014AS***		14	2.90	7.5				
N1012AS***		12	3.30	11.0				
1430		E3030TS***	30	0.38	1.10	XLPVC	/	
	E3028TS***	28	1.20		1.4			
	E3026TS***	26	1.30		1.8			
	E3024TS***	24	1.40		2.4			
	E3022TS***	22	1.60		3.3			
	E3020TS***	20	1.80		4.5			
	E3018TS***	18	2.10		6.7			
	E3016TS***	16	2.30		9.5			

HOOK-UP WIRE :
105°C 600V

- Description:**
Conductor: Solid Copper or Stranded Tinned Copper or OS-1
Insulation:PVC/XLPE
Jacket: PVC or NYLON
- Marking: UL3386 (HF Wire)**
- Characteristics:**
Rated Temperature:105°C
Voltage Rating: 600V
Pass UL VW-1&CSA FT1 vertical flame test
Uniform thickness of wire to ensure easy stripping and cutting
Resistant to acid,oil,alkalis,moisture and fungus
- Applications:**
For internal wiring of appliance,UL 1316 using as building
UL&cUL File Number:E77981;CSA File Number:LL43774
- Construction:**



UL Style& CSA Type	Product Code	Conductor AWG	Insulation Thickness (mm)	Overall Diameter (mm)	Insulation Material	Jacket Material	Standard Put-up (Ft/Coil)	Weight (KG/Coil)					
3386	E8630TS***	30	0.76	1.85	XLPE	/	2000	2.5					
	E8628TS***	28		1.90				2.9					
	E8626TS***	26		2.00				3.3					
	E8624TS***	24		2.20				4.2					
	E8622TS***	22		2.35				5.3					
	E8620TS***	20		2.50				6.7					
	E8618TS***	18		2.70				8.9					
	E8616TS***	16		3.05				12.3					
	E8614TS***	14		3.45				8.7					
	E8612TS***	12		3.90				12.7					
E8610TS***	10	5.05	20.3										
1316	N1626TS***	26	0.38/0.10	1.60	PVC	NYLON	2000	1.7					
	N1624TS***	24		1.70				2.9					
	N1622TS***	22		1.80				3.6					
	N1620TS***	20		2.05				5.0					
	N1618TS***	18		2.35				7.3					
	N1616TS***	16		2.60				10.7					
	N1614TS***	14		2.85				7.5					
	N1612TS***	12		3.30				11.0					
	1015	E1530TS***		30				0.76	1.85	PVC	/	2000	2.5
		E1528TS***		28					1.90				2.9
E1526TS***		26	2.00	3.3									
E1524TS***		24	2.20	4.2									
E1522TS***		22	2.35	5.3									
E1520TS***		20	2.50	6.7									
E1518TS***		18	2.70	8.9									
E1516TS***		16	3.05	12.3									
E1514TS***		14	3.45	8.7									
E1512TS***		12	3.90	12.7									
E1510TS***	10	5.05	20.3										

HOOK-UP WIRE :
105°C 30V

●**Description:**

Conductor: Solid Copper or Stranded Tinned Copper or OS-1
Insulation: PFA, FEP, PTFE, ETFE

●**Characteristics:**

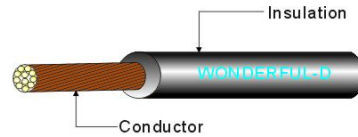
Rated Temperature: 105°C
Voltage Rating: 30V
Pass UL VW-1 vertical flame test
Provides excellent heat resistance, cold resistance, chemical resistance and solvent resistance and abrasion resistance

●**Applications:**

For internal wiring of note book, LCDTV.

●**Construction:**

UL Style & CSA Type	Product Code	Conductor AWG	Insulation Thickness (mm)	Overall Diameter (mm)	Insulation Material	Jacket Material	Standard Put-up (Ft/Coil)	Weight (KG/Coil)
1867 10064	H6436TS***	36	0.06	0.28	FEP	/	10000	0.15
	H6434TS***	34		0.32				0.22
	H6432TS***	32		0.40				0.31
	H6430TS***	30		0.50				0.48
	H6428TS***	28		0.60				0.76
	H6426TS***	26		0.68				1.05
	H6424TS***	24		0.85				1.62
	H6422TS***	22		1.38				5000



HOOK-UP WIRE :
125°C & 150°C 300V & 600V

●**Description:**

Conductor: Solid Copper or Stranded Tinned Copper
Insulation: XLPE
Jacket: /

●**Characteristics:**

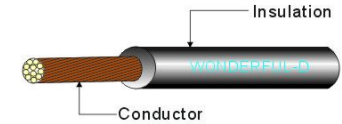
Rated Temperature: 125°C & 150°C
Voltage Rating: 300V/600V
Pass UL VW-1 & CSA FT2 vertical flame test
Uniform thickness of wire to ensure easy stripping and cutting

●**Applications:**

For internal wiring of computers office equipment, electronic and electrical equipment
UL File Number: E77981; CSA File Number: LL43774

●**Construction:**

UL Style & CSA Type	Product Code	Conductor AWG	Insulation Thickness (mm)	Overall Diameter (mm)	Insulation Material	Jacket Material	Standard Put-up (Ft/Coil)	Weight (KG/Coil)
3173 125°C 600V	E7326TS***	26	0.76	2.00	XLPE	/	2000	3.2
	E7324TS***	24		2.10				4.1
	E7322TS***	22		2.35				5.1
	E7320TS***	20		2.50				6.4
	E7318TS***	18		2.75				8.5
	E7316TS***	16		3.10				12.2
	E7314TS***	14		3.45				8.6
	E7312TS***	12		3.95				12.5
E7310TS***	10	4.60	19.0					
3266 125°C 300V	E6628TS***	28	0.38	1.14	XLPE	/	2000	1.0
	E6626TS***	26		1.24				1.5
	E6624TS***	24		1.35				2.3
	E6622TS***	22		1.55				3.1
	E6620TS***	20		1.75				4.5
	E6618TS***	18		2.00				6.2
E6616TS***	16	2.35	9.6					
3321 150°C 600V	E2128TS***	28	0.76	1.90	XLPE	/	2000	2.4
	E2126TS***	26		2.00				3.2
	E2124TS***	24		2.10				4.1
	E2122TS***	22		2.35				5.1
	E2120TS***	20		2.50				6.4
	E2118TS***	18		2.75				8.5
	E2116TS***	16		3.10				12.2
	E2114TS***	14		3.45				8.6
	E2112TS***	12		3.95				12.5
	E2110TS***	10		4.60				19.0



All the data in the table is only for reference. See actual objects for detailed sizes.

[Http://www.wonderful-wire.com.cn](http://www.wonderful-wire.com.cn)

All the data in the table is only for reference. See actual objects for detailed sizes.

[Http://www.wonderful-wire.com.cn](http://www.wonderful-wire.com.cn)

UL COAXIAL CABLE

●Description:

Conductor: Stranded or Solid, Tinned or Bare Copper or Copper Coated Steel
Insulation: PE or FRPE
Shield: Braid of Bare or Tinned Copper
Jacket: PVC/Halogen Free Material

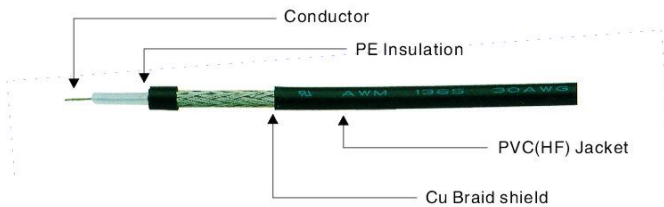
●Characteristics:

Rated Temperature: 60°C
Voltage Rating: 300Volt
Low losses and low propagation delays
Passes UL VW-1 vertical flame test

●Applications:

For internal wiring of TV, VCR and other electronic equipment

●Construction:



PVC Jacket

UL&CSA Style	Conductor		Insulation Diameter	Insulation Thickness	Braid shield	Jacket Thickness	Overall Diameter	Standard Put-up	Char. Imped.	Weith kg/coil
	AWG	No./mm	mm	mm	Construction	mm	mm	Feet/coil	Ohm	
UL&CSA 1365	30	7/0.100	1.60	0.58	16/4/0.120	0.38	3.00	2000	75 ± 3	9.6
	28	7/0.127	1.70				3.20			11.2
	26	7/0.160	1.80				3.30			11.5
	24	7/0.200	2.00				3.40			11.7
		1/0.515	1.60				2.90			9.0

Halogen Free material Jacket < Cl < 900ppm; Br < 900 ppm Cl+Br < 1500ppm>

UL&CSA Style	Conductor		Insulation Diameter	Insulation Thickness	Braid shield	Jacket Thickness	Overall Diameter	Standard Put-up	Char. Imped.	Weith kg/coil
	AWG	No./mm	mm	mm	Construction	mm	mm	Feet/coil	Ohm	
UL 10515	30	7/0.100	1.60	0.58	16/4/0.120	0.38	3.00	2000	75 ± 3	9.6
	28	7/0.127	1.70				3.20			11.2
	26	7/0.160	1.80				3.30			11.5
	24	7/0.200	2.00				3.40			11.7
		1/0.515	1.60				2.90			9.0


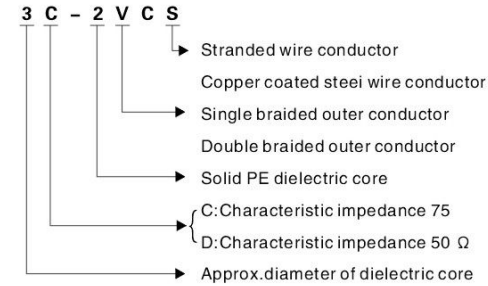
All the data in the table is only for reference. See actual objects for detailed sizes.

[Http://www.wonderful-wire.com.cn](http://www.wonderful-wire.com.cn)

COAXIAL CABLE

Coaxial Cable of Japanese Gauge

Type Designation:



Type	UL Style	Conductor		Insulation		Braid shield		Jacket Thickness	Nomi. O.d.	Char. Imped. (10MHz)	Nom. Atten. 10MHz	Insulation Resistance MΩ-km	Conductor Resistance 20°C Max. MΩ-km
		No.mm	MTRL	mm	MTRL	No./mm	No./mm						
1.5C-2V	1356	1/0.260	CCS	0.67	LDPE	16/5/0.100	BC	0.40	2.90	75 ± 3	96	1000	968
2.5C-2V	1150	1/0.400	BC	1.00	LDPE	16/6/0.127	BC	0.50	3.90	75 ± 3	52	1000	145
3C-2V	1071	1/0.500	BC	1.30	LDPE	16/7/0.127	BC	0.80	5.40	75 ± 3	42	1000	91.4
5C-2V	1071	1/0.800	BC	2.05	LDPE	16/9/0.140	BC	0.90	7.40	75 ± 3	27	1000	35.9
7C-2V	1354	7/0.405	BC	3.05	LDPE	24/7/0.180	BC	1.00	10.30	75 ± 3	22	1000	20.7
10C-2V	/	7/0.500	BC	3.95	LDPE	24/9/0.160	BC	1.50	13.00	75 ± 3	18	1000	13.1
1.5D-2V	1107	7/0.180	BC	0.53	LDPE	16/5/0.100	BC	0.40	2.90	50 ± 3	85	1000	110
2.5D-2V	1150	1/0.800	BC	0.95	LDPE	16/7/0.120	BC	0.50	4.30	50 ± 3	45	1000	35.9
3D-2V	1150	7/0.320	BC	1.00	LDPE	16/6/0.120	BC	0.80	5.30	50 ± 3	46	1000	33.3
5D-2V	1150	1/1.40	BC	1.70	LDPE	24/7/0.120	BC	0.90	7.30	50 ± 3	27	1000	11.7
8D-2V	1354	7/0.800	BC	2.70	LDPE	24/8/0.160	BC	1.20	11.10	50 ± 3	20	1000	5.13
10D-2V	/	1/2.900	BC	3.40	LDPE	24/10/0.200	BC	1.20	13.10	50 ± 3	14	1000	2.67

All the data in the table is only for reference. See actual objects for detailed sizes.

[Http://www.wonderful-wire.com.cn](http://www.wonderful-wire.com.cn)

RF COAXIAL CABLE

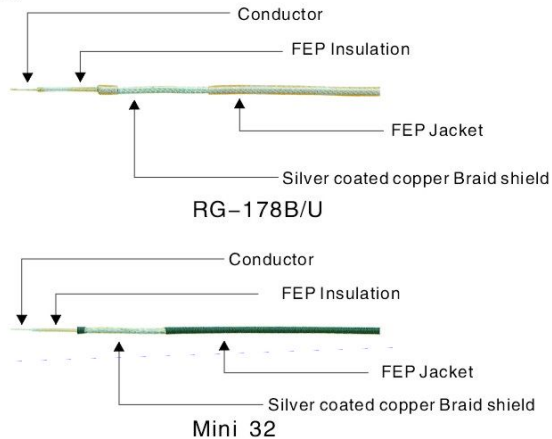
High Frequency FEP Insulation and Jacket Mini coaxial cable

●Applications

Applications include mobile phone, PC and peripherals, home appliances, PDA, digital still camera, GPS, network access device, video/audio equipment, security equipment, medical equipment, lighting equipment, Remote control, wrist watch, car phone, hands-free voice-controlled device, broadcast equipment, identification card, shopping mall information, etc.

●Specification

1. Conductor: Silver coated copper or Silver coated copper clad steel.
2. Insulation: FEP Teflon.
3. Braid: Silver coated copper.
4. Jacket: FEP Teflon.
5. Jacket Thickness: 0.25~0.26mm.
6. Temperature Range: -70°C ~200°C
7. Voltage Rating: 30V.



●Feature

1. Continuous working temperature range: -70°C~200°C.
2. Resistant to Solvents, chemicals, gasoline and radiation.
3. High Dielectric Strength permits extremely fast transmission and.
4. Minimal signal distortion and.
5. Tough flexible resistant to crush, abrasion.

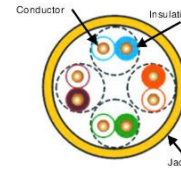
Style	Conductor		Insulation	First Braid Coverage (%)	Second Braid Coverage (%)	Jacket Diameter (mm)	Capacitance (pF/FT)	Char Imped. Ω	VSWR(max) Frequency(Hz)	
	AWG	Strands							Diameter	3G
RG-178B/U	30	7/38	0.86	95	/	1.8	29	50	1.2	1.3
RG-179/U	30	7/38	1.58	95	/	2.54	19.5	75	1.2	1.3
RG-316/U	26	7/35	1.53	95	/	2.53	29	50	1.2	1.3
Mini 32 single shield	32	7/38	0.68	95	83	1.13	29	545	1.3	1.3
Mini 32 dual shield	32	7/38	0.68	85	83	1.32	29	545	1.3	1.3

All the data in the table is only for reference. See actual objects for detailed sizes.

[Http://www.wonderful-wire.com.cn](http://www.wonderful-wire.com.cn)

LAN CABLE

100MHz Enhanced UTP Category 5e (Solid)



High performance ANSI/TIA/EIA 568 C compliance Category 5e UTP cables for mission critical LAN applications or Structured Cabling Systems at affordable prices.

Applications

- 10 BaseT (IEEE802.3)
- 100 BaseT (IEEE802.3u)
- 100Vg-AnyLAN(IEEE802.12)
- Token Ring (IEEE802.5)
- TP-PMD (ANSI x 3T9.5)
- 100 Mbps CDDI
- ATM 155

Industry Standards

- UL/CSA Listed CM, CMR
- UL, ETL and 3P Verified to ANSI/TIA-568 C.2
- Category 5e Enhance
- ISO/IEC 11801

Product Description

- Conductor: 24AWG Solid Copper
- Insulation: HDPE/FRPE
- Ripcord: Under jacket
- Jacket: PVC/HF Material

Product Electrical Characteristics:

Impedance:	100+/-15ohms
Mutual Capacitance, Max.nf/1000ft:	17.1
DC Resistance, max.Ohms/1000ft:	28.6
DC Resistance Unbalance of pair:	5%max
Capacitance Unbalance (Pair to Ground):	330pf/100m max
Propagation Delay Skew:	45ns/100m

100MHz Enhanced Category 5e (Solid)

Frequency	ATT MAX	NEXT	ACR	PS.NEXT	PS.ACR	ELFEXT	PS.ELFEXT	RL
MHz	(dB/100m)	MIN.(dB)	MIN.(dB)	MIN.(dB)	MIN.(dB)	MIN.(dB/100m)	MIN.(dB/100m)	MIN.(dB)
1	2.0	65.3	63.3	62.3	60.3	63.8	60.8	20.0
4	4.1	56.3	52.2	53.3	49.2	51.7	48.7	23.0
8	5.8	51.8	46.0	48.8	43.0	45.7	42.7	24.5
10	6.5	50.3	43.8	47.3	40.8	43.8	40.8	25.0
16	8.2	47.3	39.1	44.3	36.1	39.7	36.7	25.0
20	9.3	45.8	36.5	42.8	33.5	37.8	34.8	25.0
25	10.4	44.3	33.9	41.3	30.9	35.8	32.8	24.3
31.25	11.7	42.9	31.2	39.9	28.2	33.9	30.9	23.6
62.5	17.0	38.4	21.4	35.4	18.4	27.8	24.8	21.5
100	22.0	35.3	13.3	32.3	10.3	23.8	20.8	20.1

All the data in the table is only for reference. See actual objects for detailed sizes.

[Http://www.wonderful-wire.com.cn](http://www.wonderful-wire.com.cn)

USB 3.0

Product Description

- Rated Temp.: 80°C
- Rated Voltage: 30V
- Reference Standard: UL444, UL13, UL1581 & USB3.0

Specification

- Insulation: HDPE, FOAM PE+SKIN, SR-PVC and HF insulation
- Drain Wire: Tinned stranded copper drain wire
- Shield: Tinner copper wire braid shield Min85% covrated
- Jacket: PVC/HF Material

Application & Feature

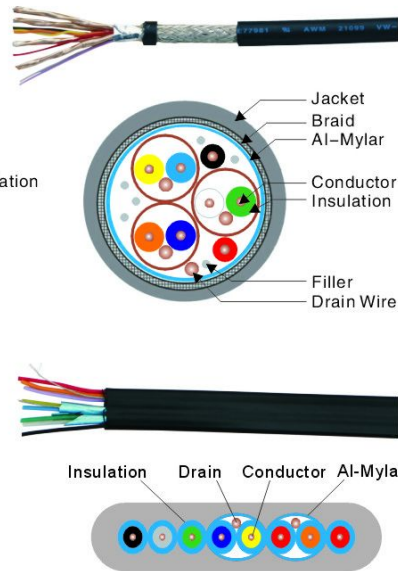
- Passes UL vertical tray flame test
- Plug & Play technology
- Used in the transmission of digital cameras and camcorders.

Marking: UL2725<PVC Cable>
UL21099<HF Cable>

UL File Number: E77981; CSA File Number: LL43774
UL&cUL File Number: E77981

Electrical Performance

- Differential impedance at 20°C(TDR): 90Ω ± 7%
- Intra-Pair Skew: 15ps/m @200ps Tr(10~90%)
- Differential to Common Mode Conversion: -20db/max@0.1to7.5GHz
- Power Wire AWG 20~28AWG
- Signal Wire AWG 28~34AWG
- Ground Wire AWG 20~28AWG
- SDP Signal Wire AWG 26~34AWG



Attenuation				
Frequency GHz	Atten.dB/m			
	26AWG	28AWG	30AWG	34AWG
0.625	0.9	1.0	1.3	2.7
1.25	1.3	1.5	1.9	3.3
2.50	1.9	2.5	3.0	4.4
5.00	3.1	3.6	4.6	6.7
7.50	4.2	4.7	5.9	9.0

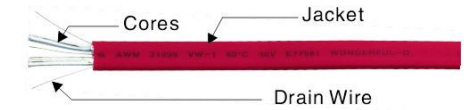
All the data in the table is only for reference. See actual objects for detailed sizes.

[Http://www.wonderful-wire.com.cn](http://www.wonderful-wire.com.cn)

ATA External Serial ATA Cable

Product Description:

- Conductor: Tinned annealed solid copper.
- Insulation: Foamed-skin PE
Color: white*green, white*blue(round); white(flat).
- Drain wire: parallel pair with tinned annealed solid copper.
- Shield: aluminized polyester foil.
- Jacket: PVC/HF Material
Marking: UL2725<PVC Cable>
UL21099<HF Cable>



Application:

- Advanced Technology Attachment (ATA) storage interface for hard-disk drive (HDDs) and ATA Packet Interface (ATAPI) devices.
- This interface is used to connect storage devices such as HDD, CD-ROM, DVD-ROM, and DC-RW drives to the Pcmotherboard.
- Apply to both PC & NB.

Construction:

Trade No.	Conductor	AWG	Insulation ID(mm)	No. of Cores	Overall Diameter (mm)	Marking
CG3004ATA*	1/0.254	30	ID:0.82	4C	1.80x5.95	UL21099
CG2804ATA*	1/0.320	28	ID:0.90	4C	2.29x8.25	UL21099
CR2604ATA*	7/0.160	26	ID:1.25	4C	5.20	UL2725
CG2604ATA*	1/0.404	26	ID:1.10	4C	9.20x3.70	UL21099

Product Electrical Characteristics :

Parameter Measured	Test Method	Ref.Spec.
Connector Impedance	TDR Measurement 70ps Risetime	100 ± 15%
Cable differential Impedance	TDR Measurement 70ps Risetime	100 ± 15%
Cable pair Matching	Calculated from item 2	5 Ω
Common Mode Impedance	TDR Measurement 70ps Risetime	25~41 Ω
Insertion Loss	NA S21 Measurement	-6dB/max@10~4500MHz
Near-end Crosstalk	NA S21 Measurement	-26dB/max @10~4500MHz
Risetime Degradation	TDR Measurement 25~35ps Input Differential Risetime(20%,50%,80%)	85ps
Intra-Pair Skew	TDR Measurement 70ps Risetime	10ps

All the data in the table is only for reference. See actual objects for detailed sizes.

[Http://www.wonderful-wire.com.cn](http://www.wonderful-wire.com.cn)

PHOTOVOLTAIC CABLE

●Description:

- Voltage level: 600 V and 1000 V and 2000V
- Temperature level: 90–150°C, 90°C dry wet.
- Conductor: Tinned Coated Copper Alloy OR Single or bare copper wire
- Insulation: FPV120–1 OR FPV120–2
- Jacket Matenal: FPV120–2



●Property requirements:

1. The enough strength, in order to avoid the damage by external mechanical forces;
2. High conductivity, in order to reduce the temperature rise, improve its flow;
3. Good low temperature flexibility, in order to avoid low cracking embrittlement of;
4. High heat resistance, at least for 80 degree heat resistant level;
5. Excellent high temperature stability, long to ensure long-term service life, adaptive system needs; life
6. Excellent resistance to chemical solvents, in order improve the performance of chemical solvents and bad weather condition of acid rain and other.
7. Excellent moistureproof property, in order to improve the service life of the wet conditions;
8. Excellent resistance to climatic, ultraviolet radiation resistant, ozone resistance performance, to delay the long-term air ageing influence.

●Application:

- Solar photovoltaic power generation equipment halogen-free, with cable Used in the dc voltage, power generation equipment derivation of the link between components and connection, highest voltage DC1.8 confluence of photovoltaic power generation equipment system kV.

●Construction:

AWG	Conductor	Insulation ID mm	NO.of.Cores	Overall Diameter mm	Length For Use m
12	65/0.254	4.00	1C	6.05	152.5
14	41/0.254	3.50	1C	5.35	305

mm ²	Conductor	Insulation ID mm	NO.of.Cores	Overall Diameter mm	Length For Use m
1.5mm ²	60/0.180	2.80	1C	4.40	610
4.0mm ²	56/0.300	3.90	1C	5.60	152.5
6.0mm ²	82/0.300	4.55	1C	6.35	76.25

Electrical Characteristics		Physical Properties			
Description	Requirements	Description	Insulation	Jacket	
1. Rated Temperature and Voltage	90°C, 600/1000V AC	1. Tensile Strength (N/mm ²)	Material	XLPE	XLPE
2. DC Conductor Resistance at 20°C	≤5.64Ω/km		Unaged	≥6.5	≥8.0
3. Dielectric test of cables(20°C, 1h)	AC 6.5KV 5min	2. Elongation(%)	Aged	70	70
			Unaged	≥125	≥125
			Aged	70	70


All the data in the table is only for reference. See actual objects for detailed sizes.

[Http://www.wonderful-wire.com.cn](http://www.wonderful-wire.com.cn)

MICRO MINIATURE COAXIAL CABLE

●Description:

- Conductor: Tinned Coated Copper Alloy OR Silver Coated Copper Alloy
- Insulation: FEP OR PFA
- Shield: Tinned Annealed Solid Copper
- Wrap Material: Cu-PET (Copper foil-polyester Tape)
- Jacket Material: Polyester Tape OR PFA

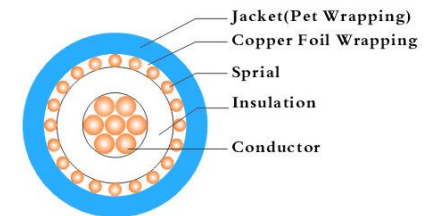


●Electrical Performance:

- Conductor Resistance (@20°C, max): 7500ohm/km
- Insulation Resistance (@20°C, max): 1500MΩ · KM
- Impedance: 42Ω (Ins @ TDR)
- Operation Voltage: 30V
- Operation Temperature -40~80°C
- Packing:
- Standard unit length of cable shall be 1000 M on reel
- Dimension of plastic reel (p-130)

●Application:

- Its entirety, DV, high frequency close-taster etc equipment, used TO connect TO Main board LCD, transmission signal also can be used as power supply



●Construction:

Product NO	AWG	Conductor	Insulation ID mm	NO.of.Cores	Overall Diameter mm	Length For Use m
A3032PA004	32	7/0.08	0.36	1C	0.47	3050
A3036PA004	36	7/0.05	0.27	1C	0.54	3050
A3040PA004	40	7/0.03	0.24	1C	0.35	3050
A3042PA004	42	7/0.025	0.17	1C	0.29	3050

All the data in the table is only for reference. See actual objects for detailed sizes.

[Http://www.wonderful-wire.com.cn](http://www.wonderful-wire.com.cn)

Conductor resistance:(20°C MAX)

Bare Solid copper:		Tinned solid copper:	
32AWG	542ohm/km	32AWG	563ohm/km
30AWG	347ohm/km	30AWG	361ohm/km
28AWG	218ohm/km	28AWG	227ohm/km
26AWG	138ohm/km	26AWG	143ohm/km
24AWG	85.9ohm/km	24AWG	89.3ohm/km
22AWG	54.3ohm/km	22AWG	56.4ohm/km
20AWG	33.9ohm/km	20AWG	35.2ohm/km
18AWG	21.4ohm/km	18AWG	22.2ohm/km
16AWG	13.5ohm/km	16AWG	14.0ohm/km
14AWG	8.45ohm/km	14AWG	8.78ohm/km
12AWG	5.31ohm/km	12AWG	5.35ohm/km
10AWG	3.34ohm/km	10AWG	3.48ohm/km
8AWG	2.10ohm/km	8AWG	2.16ohm/km
6AWG	1.32ohm/km	6AWG	1.36ohm/km

Conductor resistance:(20°C MAX)

Bare Stranded copper:		Tinned stranded copper:	
30AWG	354ohm/km	30AWG	381ohm/km
28AWG	223ohm/km	28AWG	239ohm/km
26AWG	140ohm/km	26AWG	150ohm/km
24AWG	87.5ohm/km	24AWG	94.2ohm/km
22AWG	55ohm/km	22AWG	59.4ohm/km
20AWG	34.6ohm/km	20AWG	36.7ohm/km
18AWG	21.8ohm/km	18AWG	23.2ohm/km
16AWG	13.7ohm/km	16AWG	14.6ohm/km
14AWG	8.62ohm/km	14AWG	8.96ohm/km
12AWG	5.43ohm/km	12AWG	5.64ohm/km
10AWG	3.4ohm/km	10AWG	3.55ohm/km
8AWG	2.14ohm/km	8AWG	2.23ohm/km
6AWG	1.35ohm/km	6AWG	1.40ohm/km

Reference UL 1581 table 30.2, table30.3, table30.4

All the data in the table is only for reference. See actual objects for detailed sizes.

[Http://www.wonderful-wire.com.cn](http://www.wonderful-wire.com.cn)

Characteristic Impedance 特性阻抗

The total opposition that a circuit offers to the flow of alternating current or any other varying current at a particular frequency. It is a combination of resistance, capacitance and inductance.
同軸傳輸線受其結構影響，而具有一定高頻信號的阻值

$$Z_0 = \frac{60}{\sqrt{\epsilon}} \cdot \ln\left(\frac{DM}{d}\right) \quad \text{or} \quad Z_0 = \frac{3333}{V_f \cdot c} \quad \text{or} \quad Z_0 = \sqrt{\frac{L}{C}} \quad [\Omega]$$

Velocity of propagation 傳播速率

The ratio between the signal speed in a cable and light velocity in vacuum(30000km/s) expressed as a fraction or as a percentage of light. If the speed of light is 100% in vacuum, the value of solid PE is 66%
電壓波在同軸中傳播的速度小於在空氣中傳播的速率。主要由導體和覆被之間的絕緣物質的介電系數來決定。傳輸線中傳輸速度與光速的百分比，由下列公式決定：

$$V_p = \frac{1}{\sqrt{\epsilon}} \quad \text{or} \quad V_p = \frac{3333}{Z_0 \cdot C}$$

Attenuation 衰減

In a cable system ,Attenuation is the loss in signal due to the cable. Generally attenuation is expressed in dB per unit length
傳輸線的衰減是指輸入端功率(Pin)比輸出端功率(Pout)降低了多少。並且以dB的形式表示：

$$\alpha = 10 \log \frac{P_{out}}{P_{in}} \quad (\text{dB})$$

Capacitance 電容

The ability of a dielectric material between conductors to store electricity, when a difference of potential existed
儲存和釋放電荷的能力。

$$C = \frac{\epsilon \cdot 55.6}{\ln\left(\frac{DM}{d}\right)} \quad \text{or} \quad C = \frac{3333 \cdot \sqrt{\epsilon}}{Z_0} \quad [\text{pF/m}]$$

Inductance 電感

A property of a conductor circuit which resists a change in current ,It causes current changes to lag behind voltage change and is measured in henrys
儲存和釋放電荷的能力，由電感和電抗來表現。

$$L = 0.2 \cdot \ln\left(\frac{DM}{d}\right) \quad [\mu\text{H/m}]$$

All the data in the table is only for reference. See actual objects for detailed sizes.

[Http://www.wonderful-wire.com.cn](http://www.wonderful-wire.com.cn)